



Lakeside
School
Learning for life

DATA ANALYSIS

2020/2021

Lakeside Levels - Progress

At Lakeside we are committed to using non- judgemental language with regard to our pupils. We have therefore decided to describe their progress within our assessment, procedures across a key stage in terms of colour. This table shows the ranges of progress across a Key Stage that would be defined as Red, (below expected) Orange, ('expected') Green ('good') & Blue ('outstanding').

These figures were compiled after three years of collecting, collating and analysing progress across the Key Stages between the 9 Special Schools involved in "Special School's Moderation and Assessment Group" (SSMAG). The benchmarks that the data provides have been validated by OFSTED during inspections in all the SSMAG schools. We know these benchmarks then to reflect a robust, rigorous and precise system of moderation

Annual Progress

Key Stage	L1-3				L4+			
KS1	<12%	12%-24%	25%-37%	38%+	<18%	18%-36%	37%-49%	50%+
KS2	<5%	5%-9%	10%-19%	20%+	<16%	16%-32%	33%-49%	50%+
KS3	<7%	7%-14%	15%-29%	30%+	<7%	7%-14%	15%-29%	30%+
KS4	<5%	5%-9%	10%-19%	20%+	<13%	13%-25%	26%-39%	40%+
KS5	<5%	5%-9%	10%-19%	20%+	<13%	13%-25%	26%-39%	40%+
Leavers	<2%	2%-4%	5%-9%	10%+	<6%	6%-12%	13%-19%	20%+

Termly Progress

Key Stage	L1-3				L4+			
KS1	<4.0%	4%-8%	8.1%-12.3%	12.4%+	<6%	6%-12%	12.1%-16.3%	16.4%+
KS2	<1.6%	1.6%-3%	3.1%-6.3%	6.4%+	<5.3%	5.3%-10.6%	10.7%-16.3%	16.4%+
KS3	<2.3%	2.3%-4.6%	4.7%-9.6%	9.7%+	<2.3%	2.3%-4.6%	4.7%-9.6%	9.7%+
KS4	<1.6%	1.6%-3%	3.1%-6.3%	6.4%+	<4.3%	4.3%-8.3%	8.4%-13%	13.1%+
KS5	<1.6%	1.6%-3%	3.1%-6.3%	6.4%+	<4.3%	4.3%-8.3%	8.4%-13%	13.1%+
Leavers	<0.7%	0.7%-1.3%	1.4%-3%	3.1%+	<2%	2.0%-4%	4.1%-6.3%	6.4%+

Two Termly Progress

Key Stage	L1-3				L4+			
KS1	<8.0%	9%-16%	17%-24%	25%+	<12%	13%-24%	25%-32%	33%+
KS2	<4%	5%-6%	7%-12%	13%+	<10%	10-20%	21%-32%	33%+
KS3	<2%	3%-9%	10%-20%	21%+	<4%	5%-10%	11%-20%	21%+
KS4	<4%	5%-6%	7%-12%	13%+	<4%	5%-16%	17%-26%	27%+
KS5	<4%	5%-6%	7%-12%	13%+	<4%	5%-16%	17%-26%	27%+
Leavers	<1%	2%-3%	4%-6%	7%+	<4%	5%-8%	9%-12%	13%+

End Key Stage Progress

Key Stage	L1-L3				L4+			
KS1-2	< .5	.5-.99 50%-99%	1-1.49 100-149%	1.5% 150%+	< .7	.7-1.49 70%-149%	1.5-1.99 150%-199%	2.0+ 200%+
KS2-3	< .15	.15-.29 15%-29%	.3-.59 30%-59%	.6+ 60%+	< .5	.5-.99 50%-99%	1-1.49 100%-149%	1.5% 150%+
KS3-4	< .15	.15-.29 15%-29%	.3-.59 30%-59%	.6+ 60%+	< .15	.15-.29 15%-29%	.3-.59 30%-59%	.6+ 60%+
KS2-4	< .25	.25-.49 25%-49%	.5-.99 50%-99%	1.0+ 100%+	< .6	.6-1.29 60%-129%	1.3-1.99 130%-199%	2.0+ 200%+
KS4-5	< .15	.15-.29 15%-29%	.3-.59 30%-59%	.6+ 60%+	< .15	.15-.29 15%-29%	.3-.59 30%-59%	.6+ 60%+

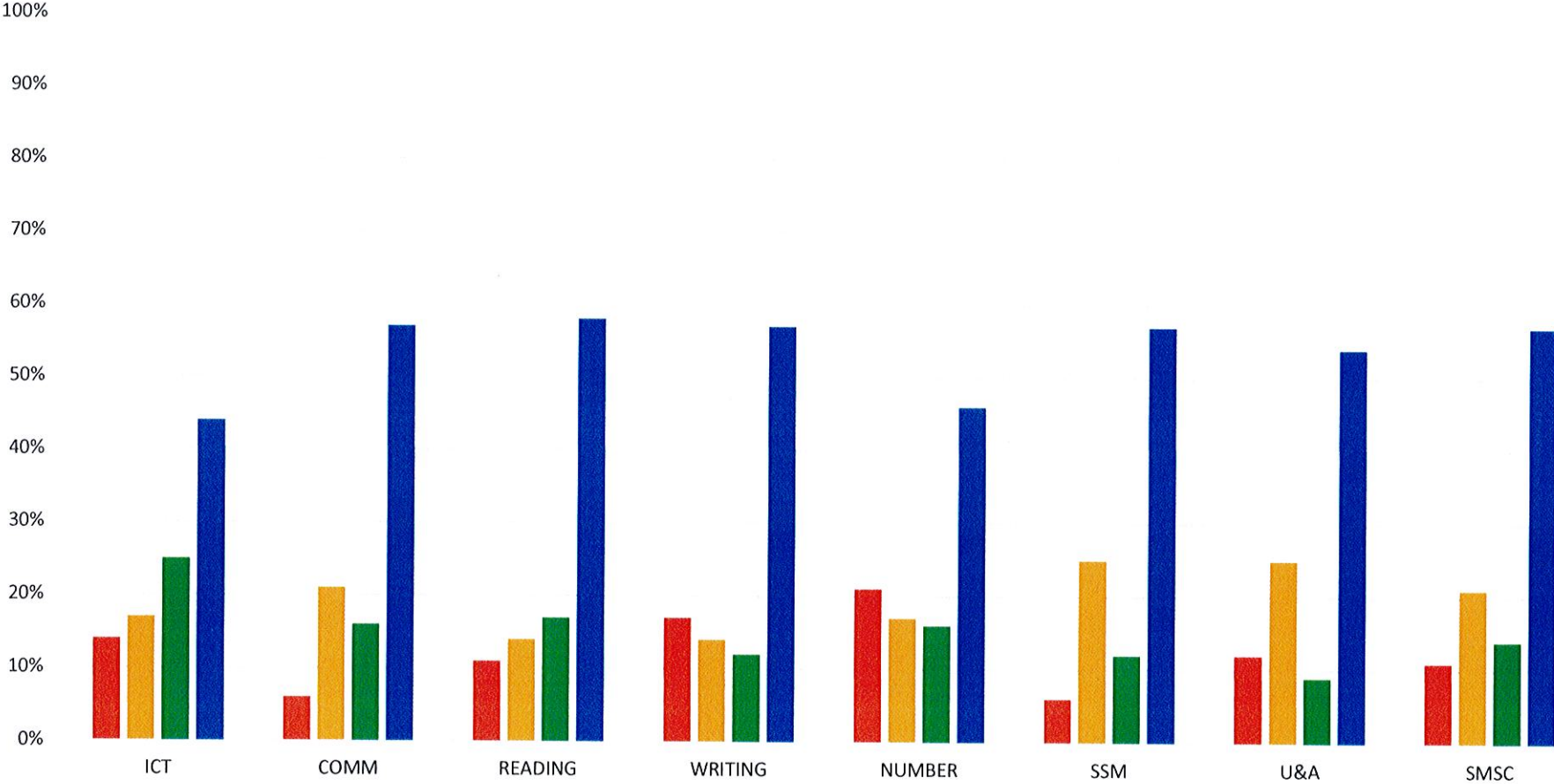
In layman's terms pupil's whose profiles produce red are a cause for immediate concern – please see their case studies for a breakdown of planned interventions to support progress.

Pupils whose profiles produce amber require constant monitoring and planned immediate interventions to prevent their progress dipping into red.

Pupils within the green range of progress are not a cause for concern, are learning as expected and progress within this range is what would be would generally hope for across the school.

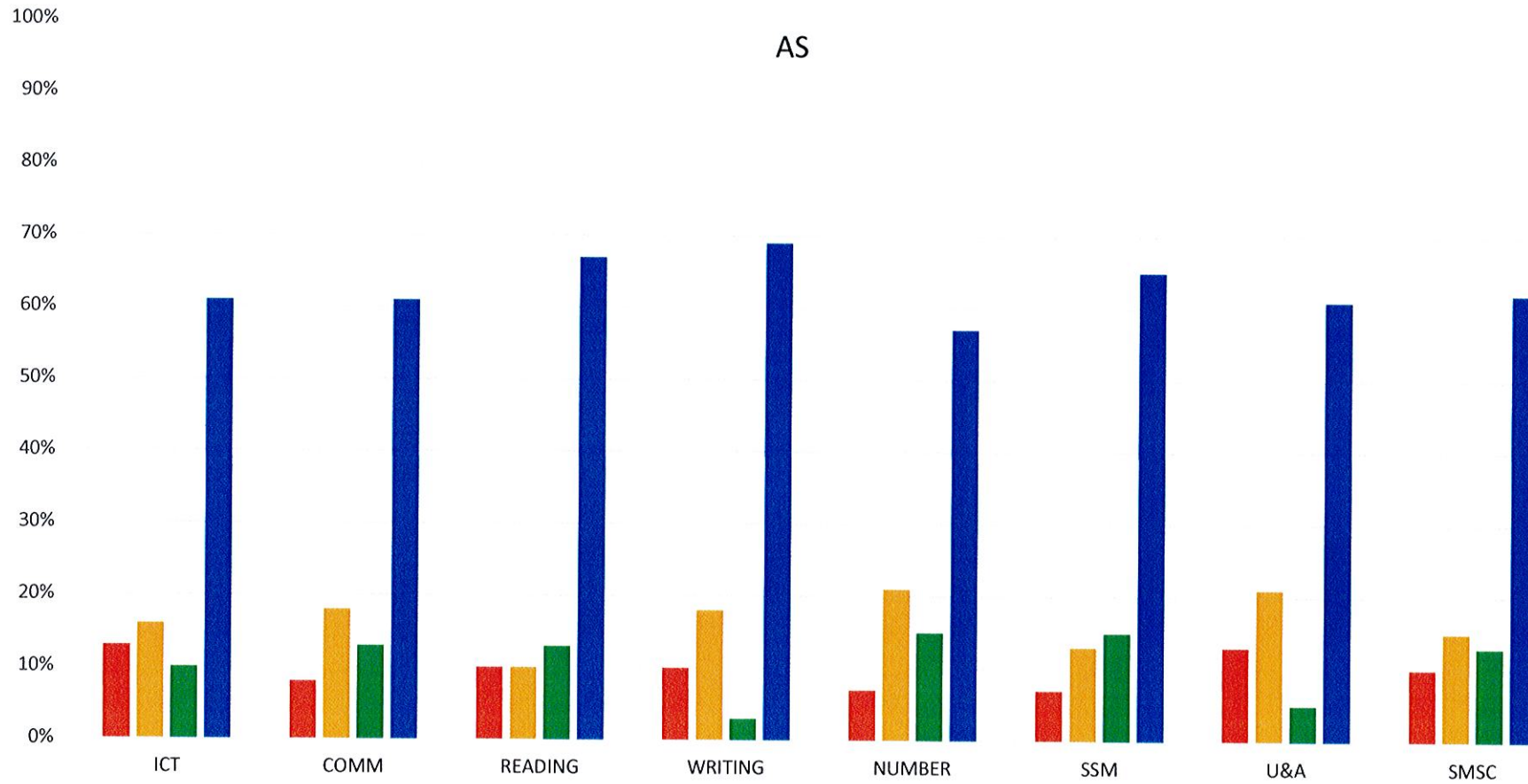
Pupils within the blue range have made much more progress than expected. They would not necessarily be expected to maintain this pace of progress.

Progress against Lakeside Levels across whole school academic year 20/21



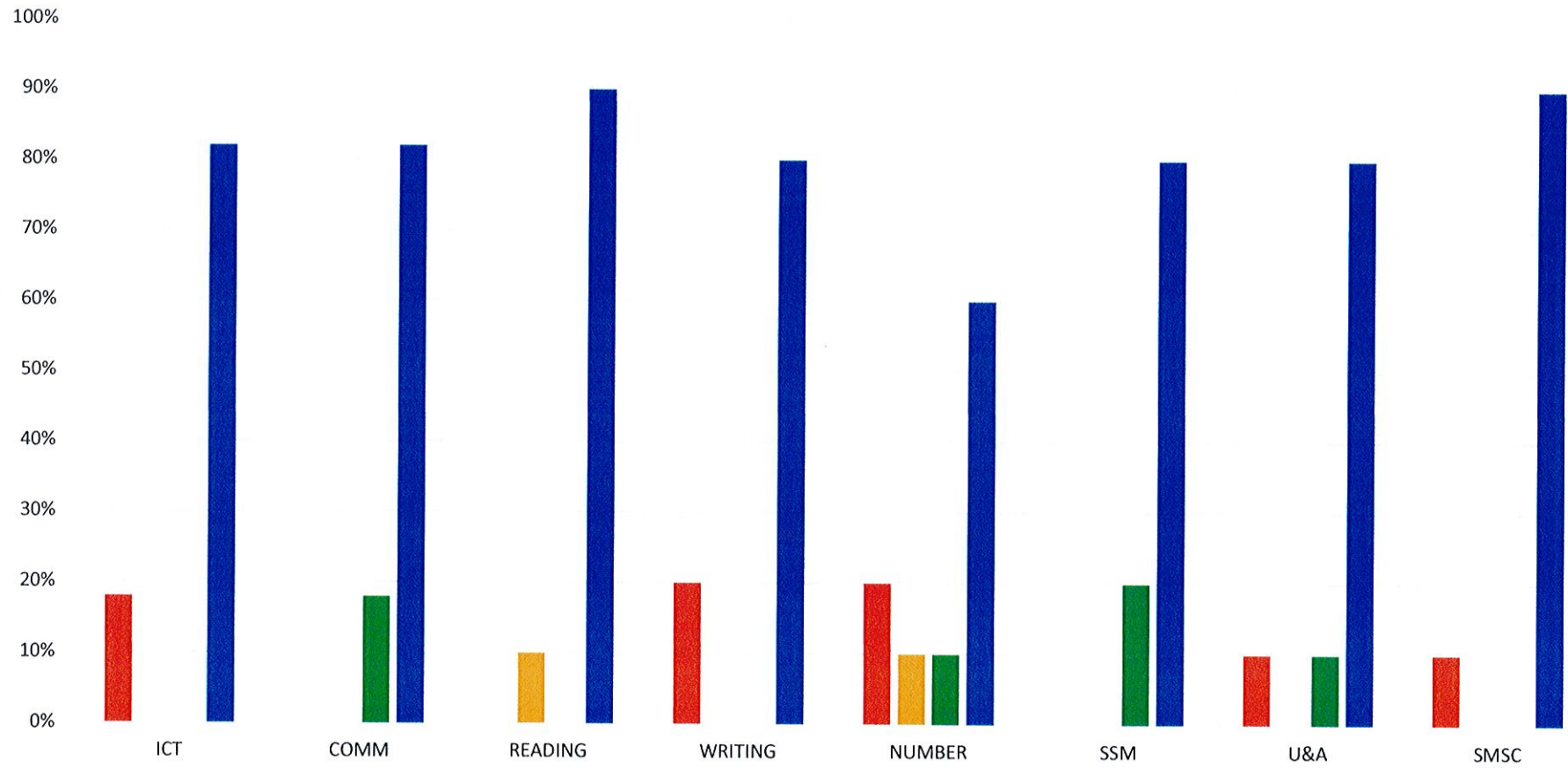
Red, (below expected) Orange, ('expected') Green ('good') & Blue ('outstanding').

Progress across Lakeside Levels for Pupils with Autism academic year 20/21



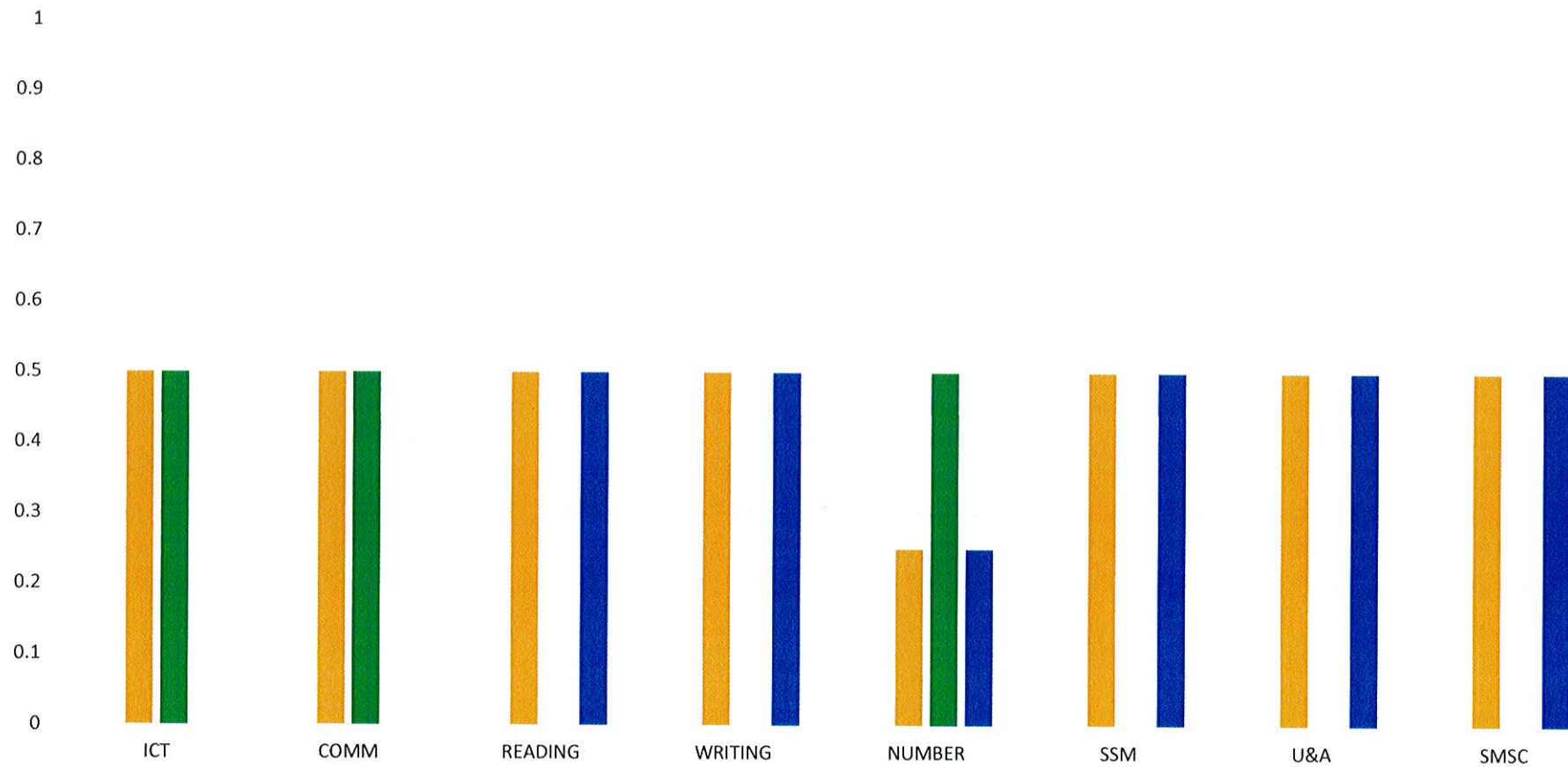
Red, (below expected) Orange, ('expected') Green ('good') & Blue ('outstanding').

Progress across Lakeside Levels for Pupils with Severe Learning Difficulties academic year 20/21



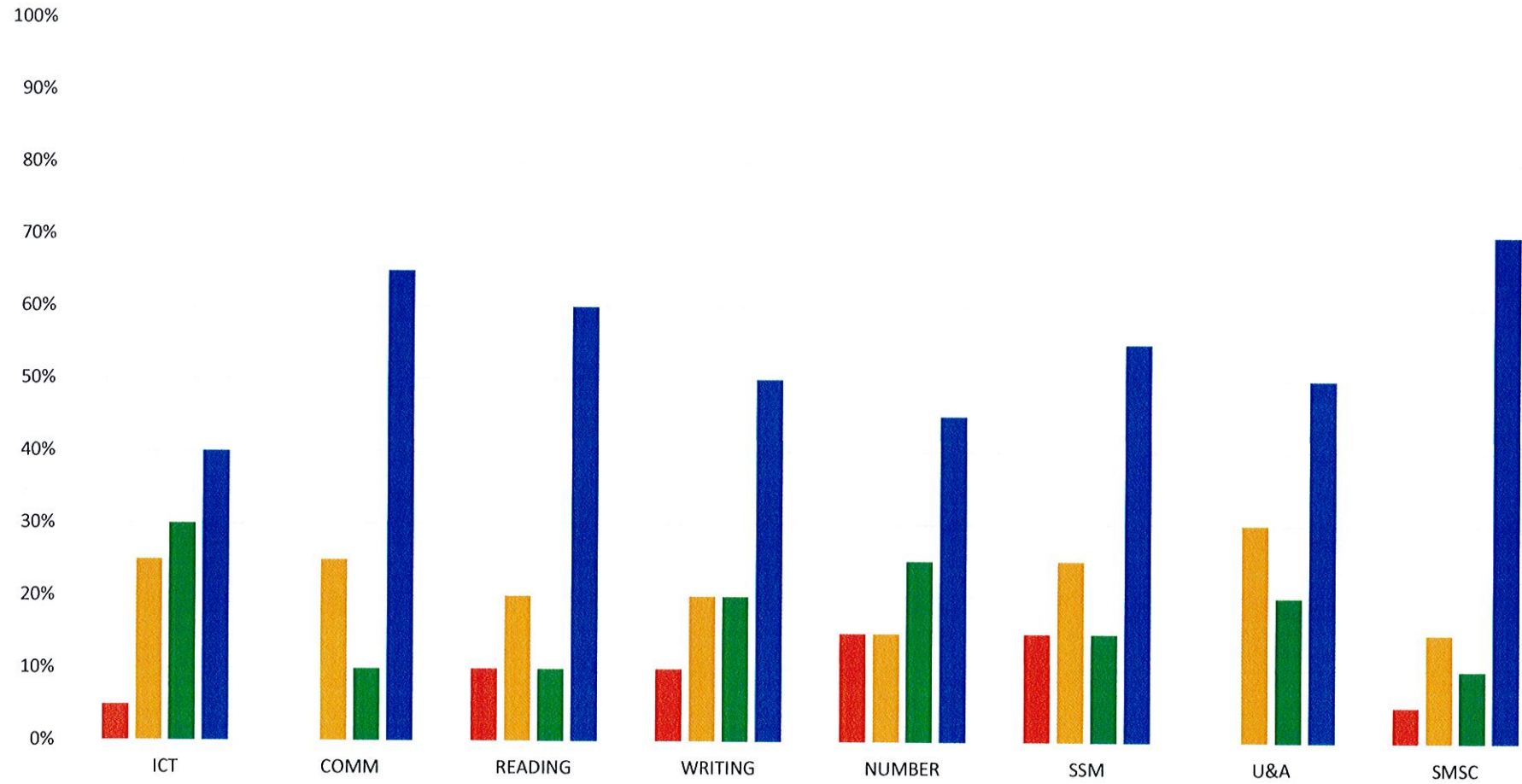
Red, (below expected) Orange, ('expected') Green ('good') & Blue ('outstanding').

Progress across Lakeside Levels for Pupils with Profound Multiple Learning Difficulties academic year 20/21



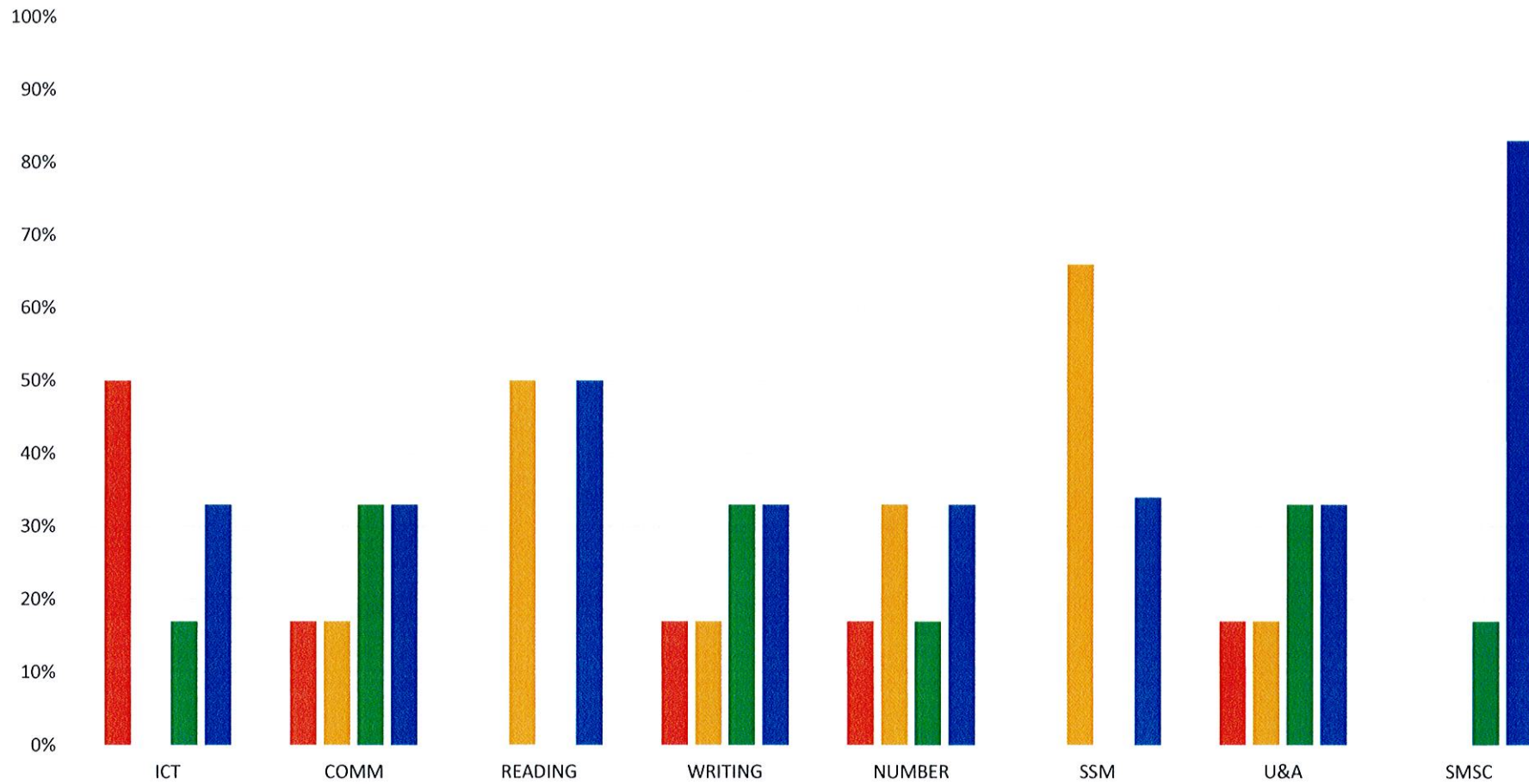
Red, (below expected) Orange, ('expected') Green ('good') & Blue ('outstanding').

Progress of pupils who receive Pupil Premium 20/21



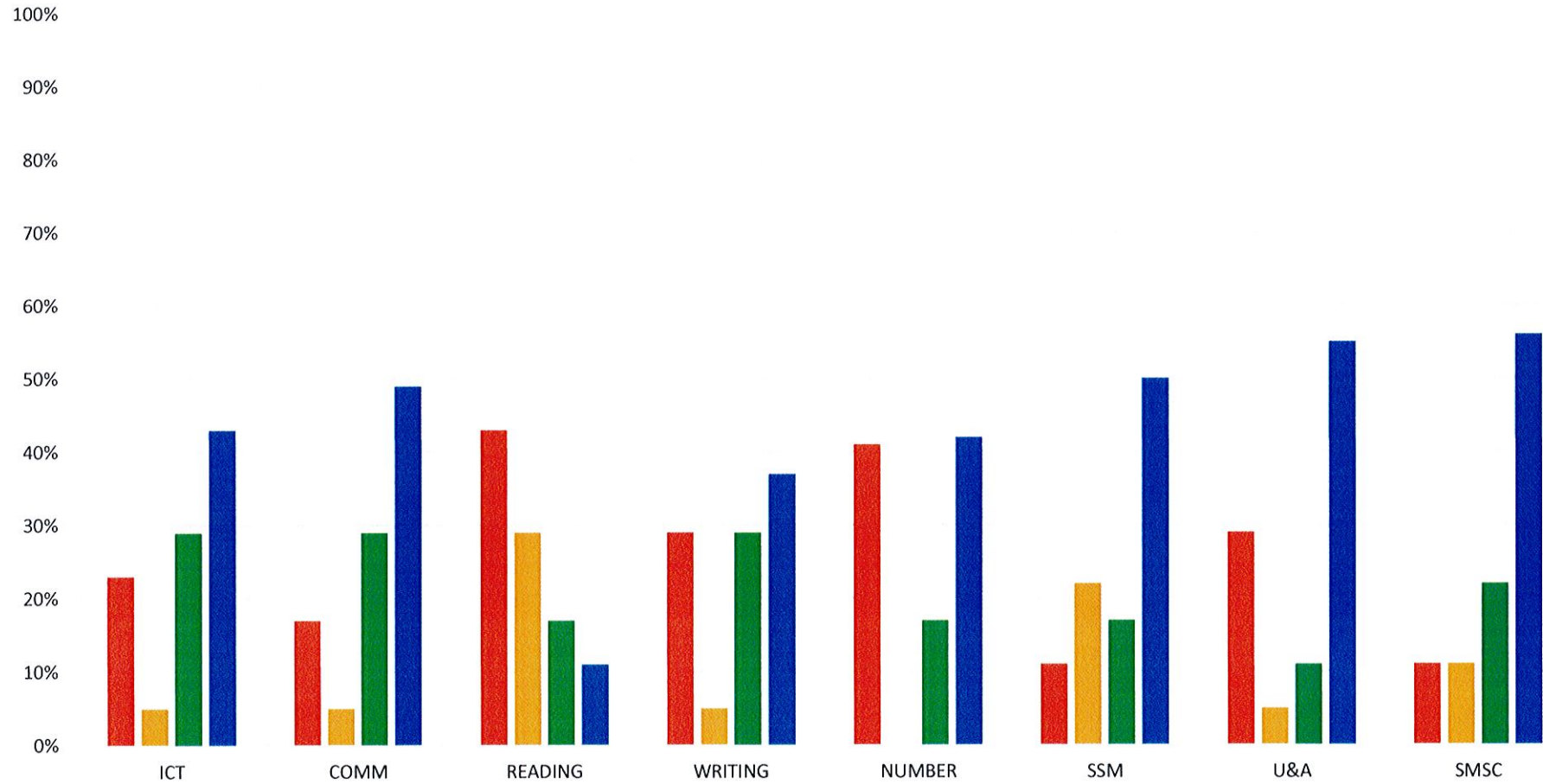
Red, (below expected) Orange, ('expected') Green ('good') & Blue ('outstanding').

Progress of pupils who receive Pupil Premium + (Children Looked After) 20/21



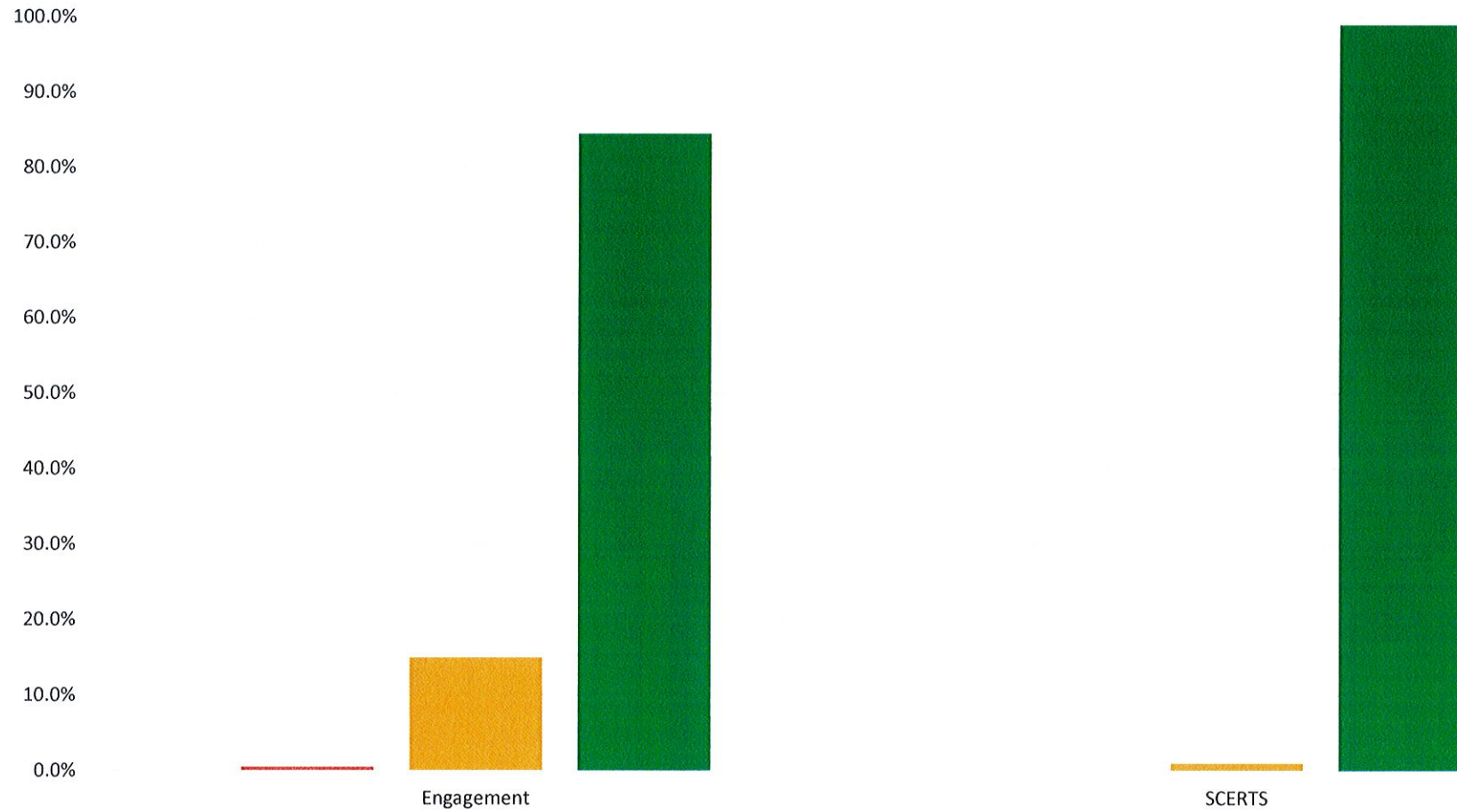
Red, (below expected) Orange, ('expected') Green ('good') & Blue ('outstanding').

Progress Pupils at end of key stage 20/21



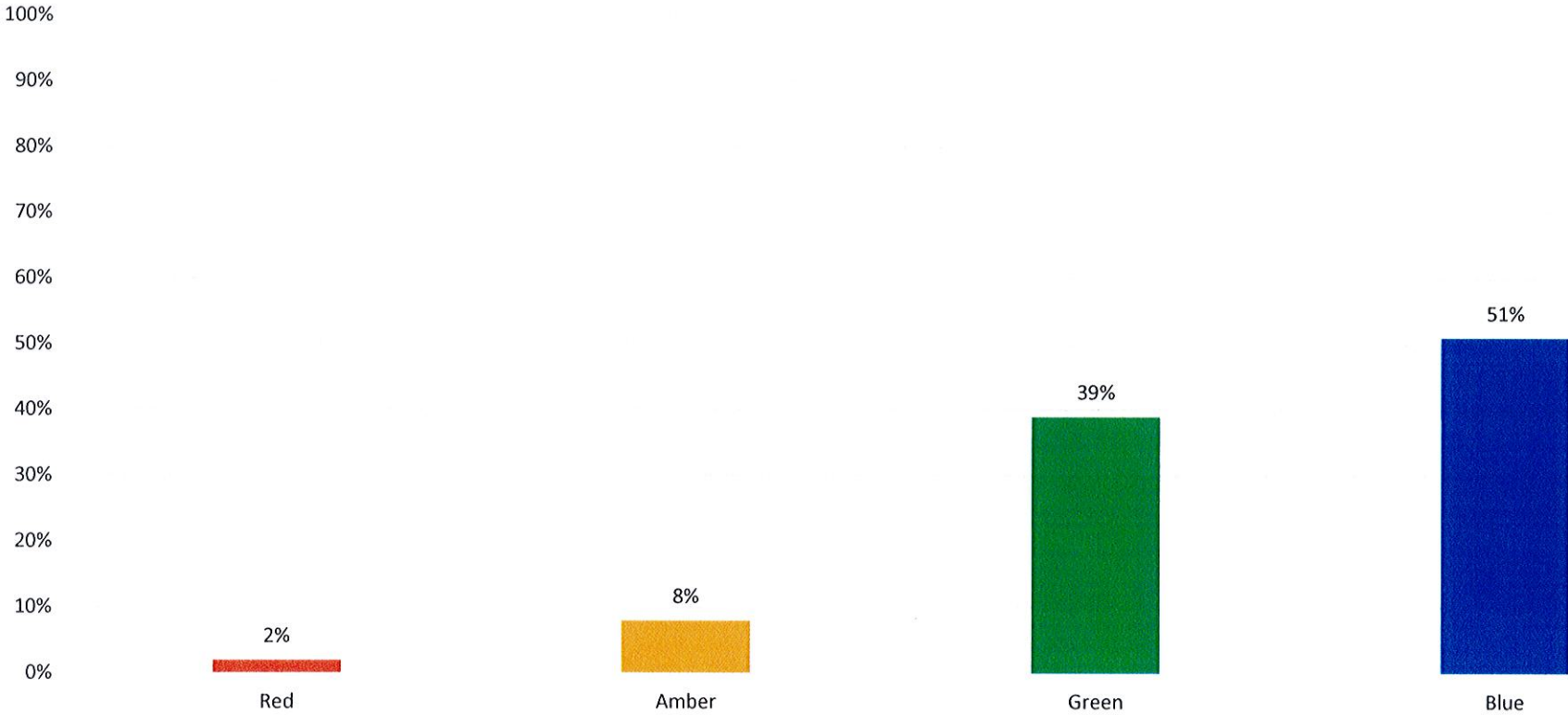
Red, (below expected) Orange, ('expected') Green ('good') & Blue ('outstanding').

Engagement and Social Communication Emotional Rregulation (SCERTS) Whole School 20/21



Red, (below expected) Orange, ('expected') Green good progress.

Progress against Education Health Care Plan TARGETS - 2020-2021



Red, (below expected) Orange, ('expected') Green ('good') & Blue ('outstanding').